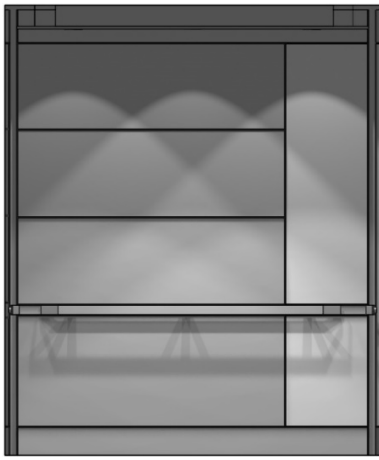

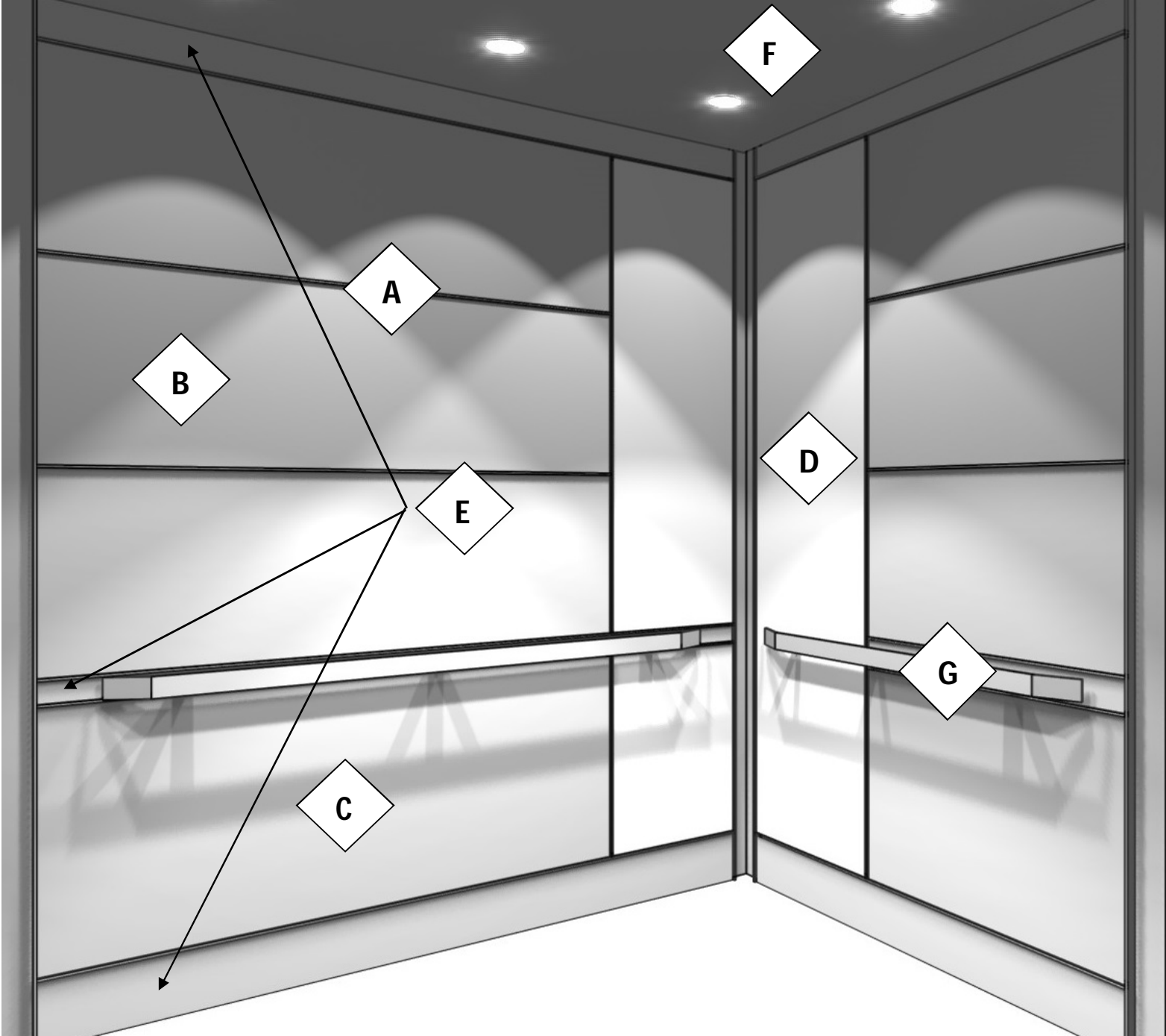




Customer:		# Of typical elevators:		
Project Name:		Location:		
Contact Phone #:		Email:		
A. Solid Bar Panel Frames (1/8" or 1/4" face with ¼" projection from panel face):				
1/8" Face	1/4" Face	Brushed Stainless Steel	Brushed Bronze	
B. Upper Panels Above Chair-rail (Any material up to ¼" total thickness):				
Stainless Steel	Bronze	Textured Metal	Laminate	Veneer
Solid Surface	Glass	Wire Mesh	Other	
Section B: Product Name or number:				
C. Lower Panels, Below Chair-rail (Any material up to ¼" total thickness):				
Stainless Steel	Bronze	Textured Metal	Laminate	Veneer
Solid Surface	Glass	Wire Mesh	Other	
Section C: Product Name or number:				
D. Corner Accent Panels, Above & Below Chair-rail (Any material up to ¼" total thickness):				
Stainless Steel	Bronze	Textured Metal	Laminate	Veneer
Solid Surface	Glass	Wire Mesh	Other	
Section D: Product Name or number:				
Corner accent panels can be added to any corner of your elevator Please specify which corners will receive accent panels				
Do not add corner accents (Full Horizontal Panel Layout):				
Front				
E. Elevator Kick Base, Chair-rail, & Frieze:				
Stainless Steel	Bronze	Textured Metal	Laminate	Veneer
Wire Mesh	Other			
Section F: Product Name or Number:				
F. Elevator ceiling and lighting: Include new ceiling with my interior package: Yes No				
Please see elevator ceiling and lighting options on page 2.				
G. Elevator handrails: Include new elevator handrails with my interior package: Yes No				
Please see elevator handrail options on page 3.				
Please Contact a sales representative if you'd like additional customization options for you new wall package.				



Manufactured By
CabCr a f t I n t e r i o r s , I n c .
3700 Pennington Ave.
Baltimore, MD. 21226
Phone: (410) 355-4050
Fax: (410) 355-4051
www.cabcraft.com



Customer:

Project Name:

Location:

Contact Phone #:

Email:

A. Solid Plane Suspended Ceiling (Shown with 6 lights):

Of Recessed Lights:

4

6

8

12

Down Light Type (refer to website for fixture details):

Perimeter Accent Lights:

Yes:

No:

Ceiling Face Material:

Brushed Stainless Steel

Mirrored Stainless

Black Laminate

Brushed Bronze

Mirrored Bronze

Other

Ceiling A : If other please specify:

B. Welded Aluminum Frame Ceiling :

3 sections:

4 Sections:

6 Sections:

Lighting Selection:

4' dual tube fluorescents

LED Strip Fixtures

Decorative Inlays:

Milk White Acrylic

Aluminum Egg Crate

Other:

Ceiling B: If other please specify:

C. Linear LED Solid Plain Ceiling (Shown with 2 lights):

of lights requested:

Custom Linear LED recessed down lights. Lighting configuration depends on existing hatch location.

Perimeter Accent Lights:

Yes:

No:

Ceiling Face Material:

Brushed Stainless Steel

Mirrored Stainless

Black Laminate

Brushed Bronze

Mirrored Bronze

Other

Section C: If other please specify:

For additional info regarding elevator lighting please refer to our website:

www.cabcraft.com/elevatorlights or contact your local sales representative.

Please continue to page 3 for handrail specification Sheet



Solo Beam




Eye Beam




Mini Eye Beam



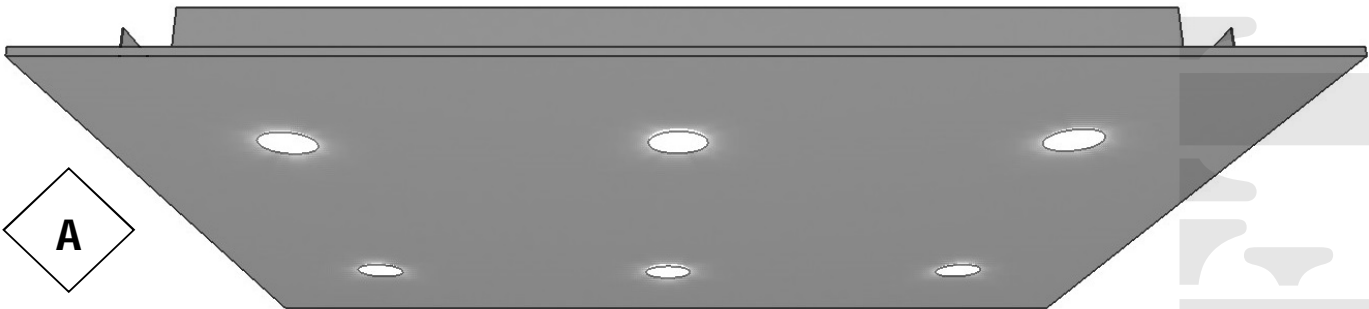
Mini LED




S2 Beam



Aero Beam



A




B



C



Dual T8



CabLite 2 Perimeter lighting

Manufactured By
CabCraft Interiors, Inc.

3700 Pennington Ave.
Baltimore, MD. 21226
Phone: (410) 355-4050
Fax: (410) 355-4051
www.cabcraft.com



Customer:

Project Name:

Contact Phone #:

Location:

Email:

Select which walls will receive handrails:

Select which handrail ends will have return bends:

Elevator Front

Elevator Front

Style Of Handrails:

A. 2" Solid Flat Bar

B. 4" Solid Flat Bar

C. 1.5" Diameter Tube

D. 2" Diameter Tube

E. 1.5" Vaulted Tube

F. Oval

Note: Oval is only available in #4 brushed stainless steel

Handrail Material Selection:

#4 Brushed Stainless Steel

#8 Mirrored Stainless

#4 Brushed Bronze

#8 Mirrored Bronze

Please Note: To ensure all interiors meet ADA code requirements elevator wall packages are engineered so that handrails mount at 32" Above the finished floor. If you require a custom layout please notify your sales representative.

ASME A17.1-1996
Rule 204.2 Passenger-Car Enclosures
204.2a Material for Car Enclosures, Enclosure Linings, and Floor Coverings. All materials exposed to the car interior and the hoistway shall be metal, laminated glass [Rule 204.1h (3) (a)], or shall conform to the following:
(1) Materials in their end use configuration, other than those covered by Rules 204.2a (2), (3), and (4), shall conform to the following requirements, based on the tests conducted in accordance with the requirements of ASTM E 84, UL 723, or NFPA 255:
(a) Flame spread index of 0 to 75;
(b) Smoke development of 0 to 450.
(2) Napped, tufted, woven, looped, and similar materials in their end use configuration on car enclosure walls shall conform to the requirements of Section 1104. The enclosure walls to which this material is attached shall conform to the requirements of Rule 204.2a (1).
(3) Padded protective linings, for temporary use in passenger cars during the handling of freight, shall be of materials conforming to either Rule 204.2a (1) or (2). The protective lining shall clear the floor by not less than 4 in. (102 mm).
(4) Floor covering, underlay, and its adhesive shall have a critical radiant flux of not less than 0.45 W/cm 2 as measured by ASTM E 648.
(5) Handrails, operating devices, ventilating devices, signal fixtures, audio and visual communication devices, and their housings are not required to conform to the requirements of Rules 204.2a(1) through (4).

FLAME SPREAD/SMOKE DEVELOPMENT FOR VERTICAL SURFACES IN ELEVATOR CAB ENCLOSURES
The elevator cab enclosure vertical surfaces flame spread and smoke development requirements are governed by the American National Standards Institute (ANSI) code ANSI A17.1. The International Building Code (IBC) by reference adopts this ANSI code as part of the overall IBC set of code requirements. Refer to 204.2a.1 (a) and (b) above to note that a Class "A" flame spread (0-25) is not required.

CabCr a f t I n t e r i o r s , I n c .

3700 Pennington Ave.
Baltimore, MD. 21226
Phone: (410) 355-4050
Fax: (410) 355-4051
www.cabcraft.com